

TEXTOR PRODUCT SPECIFICATIONS

ROLL FORMED STEEL. SHAPE THE WAY YOU BUILD.

www.textor.com.au


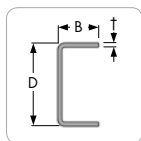


CHANNEL

PROFILE CODE	PROFILE DESCRIPTION	D (MM)	B (MM)	L (MM)	GAUGE (MM)	SECTION AREA (MM ²)	KG PER M	MATERIAL DESCRIPTION	SPECIAL NOTE
TC01916B	BLACK 19X12X1.6 CHANNEL	19	12		1.6	62.4	0.48984	BLACK	
TC01916G	GALV 19X12X1.6 CHANNEL	19	12		1.6	62.4	0.50115	GALV	
TC02010G	GALV 20X20X1.0 CHANNEL	20	20		1	76	0.61864	GALV	
TC02220G	GALV 22X21X2.0 CHANNEL	22	21		2	114	0.91143	GALV	*
TC02510G	GALV 25X25X1.0 CHANNEL	25	25		1	71	0.57794	GALV	*
TC02516B	BLACK 25X13X1.6 CHANNEL	25	13		1.6	75.2	0.59032	BLACK	
TC02516G	GALV 25X13X1.6 CHANNEL	25	13		1.6	75.2	0.60395	GALV	
TC03220G	GALV 32X32X2.0 CHANNEL	32	32		2	178	1.42311	GALV	*
TC03325G	GALV 33X50X2.5 CHANNEL	33	50		2.5	312.5	2.489375	GALV	*
TC03420-50	GALV 34X50X2.0 CHANNEL	34	50		2	252	2.01474	GALV	*
TC03420-70	GALV 34X70X2.0 CHANNEL	34	70		2	334	2.67033	GALV	*
TC03725G	GALV 37X60X2.5 CHANNEL	37	60		2.5	372.5	2.967335	GALV	*
TC03816B	BLACK 38X16X1.6 CHANNEL	38	16		1.6	102.4	0.80384	BLACK	
TC03816G	GALV 38X16X1.6 CHANNEL	38	16		1.6	102.4	0.8224	GALV	
TC05016G	GALV 50X40X1.6 CHANNEL	50	40		1.6	198.4	1.5934	GALV	*
TC05116B	BLACK 51X15X1.6 CHANNEL	51	15		1.6	120	0.942	BLACK	
TC05116G	GALV 51X15X1.6 CHANNEL	51	15		1.6	120	0.96375	GALV	
TC05120B	BLACK 51X25X2.0 CHANNEL	51	25		2	196	1.5386	BLACK	
TC05120G	GALV 51X25X2.0 CHANNEL	51	25		2	196	1.56702	GALV	
TC05130B	BLACK 51X25X3.0 CHANNEL	51	25		3	270	2.1195	BLACK	
TC05130G	GALV 51X25X3.0 CHANNEL	51	25		3	270	2.1456	GALV	
TC05720B	BLACK 57X45X2.0 CHANNEL	57	45		2	280	2.198	BLACK	*
TC05720G	GALV 57X45X2.0 CHANNEL	57	45		2	280	2.2386	GALV	*
TC05725B	BLACK 57X26X2.5 CHANNEL	57	26		2.5	250	1.9625	BLACK	
TC05725G	GALV 57X26X2.5 CHANNEL	57	26		2.5	250	1.9915	GALV	
TC06425B	BLACK 64X22X2.5 CHANNEL	64	22		2.5	250	1.9625	BLACK	
TC06425G	GALV 64X22X2.5 CHANNEL	64	22		2.5	250	1.9915	GALV	
TC06815G	G450 68X30X1.5 CHANNEL	68	30		1.5	183	1.48169	GALV	*
TC07620B	76X35X2.0MM BLACK CHANNEL	76	35		2	280	2.198	BLACK	*
TC07620G	GALV 76X38X2.0 CHANNEL	76	38		2	284	2.27058	GALV	*
TC07630B	BLACK 76X37X3.0 CHANNEL	76	37		3	414	3.2499	BLACK	
TC07630G	GALV 76X37X3.0 CHANNEL	76	37		3	414	3.28992	GALV	
TC07815G	G450 78X30X1.5 CHANNEL	78	30		1.5	198	1.60314	GALV	*
TC08015G	G450 80X33X1.5 CHANNEL	80	33		1.5	210	1.7003	GALV	
TC08330B	BLACK 83X34X3.0 CHANNEL	83	34		3	414	3.2499	BLACK	
TC08330G	GALV 83X34X3.0 CHANNEL	83	34		3	414	3.28992	GALV	
TC08930B	BLACK 89X31X3.0 CHANNEL	89	31		3	414	3.2499	BLACK	
TC08930G	GALV 89X31X3.0 CHANNEL	89	31		3	414	3.28992	GALV	
TC09520B	BLACK 95X25X2.0 CHANNEL	95	25		2	280	2.198	BLACK	*
TC09520G	GALV 95X25X2.0 CHANNEL	95	25		2	280	2.2386	GALV	*
TC09530B	BLACK 95X35X3.0 CHANNEL	95	35		3	459	3.60315	BLACK	
TC09530G	GALV 95X35X3.0 CHANNEL	95	35		3	459	3.64752	GALV	
TC10230-34	BLACK 102X34X3.0 CHANNEL	102	34		3	477	3.74445	BLACK	*
TC10230B	BLACK 102X55X3.0 CHANNEL	102	55		3	600	4.71	BLACK	
TC10230G	GALV 102X55X3.0 CHANNEL	102	55		3	600	4.768	GALV	
TC10330B	BLACK 103X31X3.0 CHANNEL	103	31		3	459	3.60315	BLACK	
TC10330G	GALV 103X31X3.0 CHANNEL	103	31		3	459	3.64752	GALV	
TC12030B	BLACK 120X52X3.0 CHANNEL	120	52		3	636	4.9926	BLACK	*
TC12030G	GALV 120X52X3.0 CHANNEL	120	52		3	636	5.05408	GALV	*
TC12730B	BLACK 127X49X3.0 CHANNEL	127	49		3	645	5.06325	BLACK	*
TC12730G	GALV 127X49X3.0 CHANNEL	127	49		3	645	5.1256	GALV	
TC15230-76B	BLACK 152X76X3.0 CHANNEL	152	76		3	867	6.80595	BLACK	*
TC15230B	BLACK 152X50X3.0 CHANNEL	152	50		3	720	5.652	BLACK	
TC15230G	GALV 152X50X3.0 CHANNEL	152	50		3	720	5.7216	GALV	
TC30030B	BLACK 300X80X3.0 CHANNEL	300	80		3	1344	10.5504	BLACK	

* SUBJECT TO MINIMUM ORDER REQUIREMENTS IF NOT IN STOCK

SPECIFICATION DIAGRAMS – CHANNEL



ANGLE

PROFILE CODE	PROFILE DESCRIPTION	D (MM)	B (MM)	L (MM)	GAUGE (MM)	SECTION AREA (MM ²)	KG PER M	MATERIAL DESCRIPTION	SPECIAL NOTE
TA2512G	GALV 25X25X1.2 ANGLE	25	25		1.2	57.6	0.46608	GALV	*
TA2725B	BLACK 27X27X2.5 ANGLE	27	27		2.5	125	0.98125	BLACK	
TA2725G	GALV 27X27X2.5 ANGLE	27	27		2.5	125	0.99575	GALV	
TA3225B	BLACK 32X22X2.5 ANGLE	32	22		2.5	125	0.98125	BLACK	
TA3225G	GALV 32X22X2.5 ANGLE	32	22		2.5	125	0.99575	GALV	
TA4010Z	ZINCALUME 40X40X1.0 ANGLE	40	40		1	79	0.63516	ZINC ALUM	*
TA4012G	GALV 40X40X1.2 ANGLE	40	40		1.2	93.6	0.75738	GALV	
TA4012Z	ZINCALUME 40X40X1.2 ANGLE	40	40		1.2	93.6	0.74958	ZINC ALUM	*
TA4030B	BLACK 40X40X3.0 ANGLE	40	40		3	225	1.76625	BLACK	
TA4030G	GALV 40X40X3.0 ANGLE	40	40		3	225	1.788	GALV	
TA4630B	BLACK 46X35X3.0 ANGLE	46	35		3	225	1.76625	BLACK	
TA4630G	GALV 46X35X3.0 ANGLE	46	35		3	225	1.788	GALV	
TA4830G	G450 48X48X3.0 ANGLE	48	48		3	276	2.20064	GALV	*
TA5016G	GALV 50X50X1.6 ANGLE	50	50		1.6	155.2	1.24645	GALV	
TA5019G	G450 50X50X1.9 ANGLE	50	50		1.9	182.4	1.46736	GALV	
TA5130-25	BLACK 51X25X3.0 ANGLE	51	25		3	207	1.62495	BLACK	*
TA5130B	BLACK 51X30X3.0 ANGLE	51	30		3	225	1.76625	BLACK	
TA5130G	GALV 51X30X3.0 ANGLE	51	30		3	225	1.788	GALV	
TA6430G	GALV 64X64X3.0 ANGLE	64	64		3	366	2.90848	GALV	*
TA6515G	G450 65X35X1.5 ANGLE	65	35		1.5	145.5	1.178065	GALV	*
TA7512G	GALV 75X75X1.2 ANGLE	75	75		1.2	177.6	1.43708	GALV	
TA7516G	GALV 75X75X1.6 ANGLE	75	75		1.6	236.8	1.9018	GALV	
TA7519G	G450 75X75X1.9 ANGLE	75	75		1.9	281.2	2.26218	GALV	*
TA7630G	GALV 76X51X3.0 ANGLE	76	51		3	366	2.90848	GALV	
TA8012G	GALV 80X70X1.2 ANGLE	80	70		1.2	177.6	1.43708	GALV	
TA8025G	GALV 80X70X2.5 ANGLE	80	70		2.5	362.5	2.887675	GALV	*
TA8525G	GALV 85X50X2.5 ANGLE	85	50		2.5	325	2.58895	GALV	*

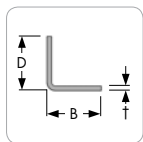
* SUBJECT TO MINIMUM ORDER REQUIREMENTS IF NOT IN STOCK

STOCKYARD RAIL

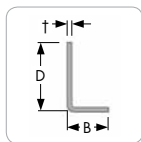
PROFILE CODE	PROFILE DESCRIPTION	D (MM)	B (MM)	L (MM)	GAUGE (MM)	SECTION AREA (MM ²)	KG PER M	MATERIAL DESCRIPTION	SPECIAL NOTE
TSR18512B	BLACK 185X19X1.2 STOCKYARD RAIL	185	19	47	1.2	272.4	2.13834	BLACK	*
TSR18516B	BLACK 185X19X1.6 STOCKYARD RAIL	185	19	47	1.6	363.2	2.85112	BLACK	
TSR18516G	GALV 185X19X1.6 STOCKYARD RAIL	185	19	47	1.6	363.2	2.91695	GALV	
TSR18520B	BLACK 185X19X2.0 STOCKYARD RAIL	185	19	47	2	450	3.5325	BLACK	
TSR18520G	GALV 185X19X2.0 STOCKYARD RAIL	185	19	47	2	450	3.59775	GALV	
TSR23510G	GALV 235X19X1.0 STOCKYARD RAIL	235	19	47	1	280	2.2792	GALV	
TSR23512B	BLACK 235X19X1.2 STOCKYARD RAIL	235	19	47	1.2	332.4	2.60934	BLACK	*
TSR23516B	BLACK 235X19X1.6 STOCKYARD RAIL	235	19	47	1.6	443.2	3.47912	BLACK	
TSR23516G	GALV 235X19X1.6 STOCKYARD RAIL	235	19	47	1.6	443.2	3.55945	GALV	
TSR23520B	BLACK 235X19X2.0 STOCKYARD RAIL	235	19	47	2	550	4.3175	BLACK	
TSR23520G	GALV 235X19X2.0 STOCKYARD RAIL	235	19	47	2	550	4.39725	GALV	
TSR28012B	BLACK 280X19X1.2 STOCKYARD RAIL	280	19	47	1.2	381.6	2.99556	BLACK	*
TSR28016B	BLACK 280X19X1.6 STOCKYARD RAIL	280	19	47	1.6	507.2	3.98152	BLACK	
TSR28016G	GALV 280X19X1.6 STOCKYARD RAIL	280	19	47	1.6	507.2	4.07345	GALV	

* SUBJECT TO MINIMUM ORDER REQUIREMENTS IF NOT IN STOCK

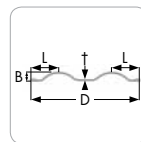
SPECIFICATION DIAGRAMS – ANGLE



1. Equal Angle

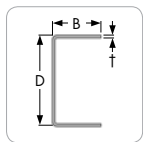


2. Unequal Angle

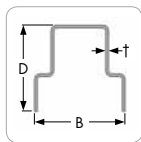


1. Stockyard Rail

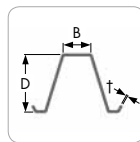
SPECIFICATION DIAGRAMS – BUILDING FRAME COMPONENTS



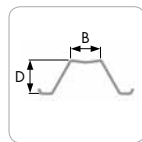
1. Stud



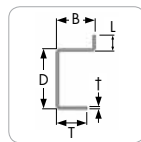
2. Stiff, Top Plate



3. Roof Batten



4. Ceiling Batten



5. Galv. 'Z' Section

BUILDING FRAME COMPONENTS

PROFILE CODE	PROFILE DESCRIPTION	D (MM)	B (MM)	L (MM)	GAUGE (MM)	SECTION AREA (MM ²)	KG PER M	MATERIAL DESCRIPTION	SPECIAL NOTE
STUD CYCL	G450 75X40X1.5 CYCLONIC STUD	75	40		1.5	222	1.79746	GALV	
STUD10015	G450 100X28X1.5 STUD	100	28		1.5	225	1.82175	GALV	*
STUD5110Z	ZINCALUME 51X26X1.0 STUD	51	26		0.95	93.1	0.749455	ZINC ALUM	*
STUD5112	GALV 51X26X1.2 STUD	51	26		1.2	117.6	0.95158	GALV	*
STUD5516	GALV 55X25X1.6 STUD	55	25		1.6	158.4	1.27215	GALV	*
STUD7510T	ZINCALUME 75X32X1.0 STUD	75	32		0.95	126.35	1.0171175	ZINC ALUM	
STUD7510Z	ZINCALUME 75X32X1.0 STUD	75	32		0.95	126.35	1.0171175	ZINC ALUM	
STUD7512G	GALV 75X32X1.2 STUD	75	32		1.2	159.6	1.29143	GALV	
STUD7512Z	ZINCALUME 75X32X1.2 STUD	75	32		1.2	159.6	1.27813	ZINC ALUM	*
STUD7515	G450 75X32X1.5 STUD	75	32		1.5	198	1.60314	GALV	*
STUD75x40	GALV 75X40X1.2 STUD	75	40		1.2	178.8	1.44679	GALV	*
STUD9010Z	ZINCALUME 90X30X1.0 STUD	90	30		1	148	1.18992	ZINC ALUM	*
STUD9012	GALV 90X30X1.2 STUD	90	30		1.2	177.6	1.43708	GALV	*

* SUBJECT TO MINIMUM ORDER REQUIREMENTS IF NOT IN STOCK

PROFILE CODE	PROFILE DESCRIPTION	D (MM)	B (MM)	L (MM)	GAUGE (MM)	SECTION AREA (MM ²)	KG PER M	MATERIAL DESCRIPTION	SPECIAL NOTE
PLATE10415	G450 104X25X1.5 PLATE	104	25		1.5	222	1.79746	GALV	*
PLATE5312	GALV 53X23X1.2 PLATE	53	23		1.2	116.4	0.94187	GALV	*
PLATE5812	GALV 58X23X1.2 PLATE	78	23		1.2	118.8	0.96129	GALV	*
PLATE7810T	ZINCALUME 78X31X1.0 PLATE	78	31		0.95	126.35	1.0171175	ZINC ALUM	
PLATE7810Z	ZINCALUME 78X31X1.0 PLATE	78	31		0.95	126.35	1.0171175	ZINC ALUM	
PLATE7812G	GALV 78X31X1.2 PLATE	78	31		1.2	159.6	1.29143	GALV	
PLATE7812Z	ZINCALUME 78X31X1.2 PLATE	78	31		1.2	159.6	1.27813	ZINC ALUM	*
PLATE7815	G450 78X31X1.5 PLATE	78	31		1.5	198	1.60314	GALV	*
PLATE7815C	G450 78X38X1.5 CYCLONIC PLATE	78	38		1.5	222	1.79746	GALV	
PLATE9312	GALV 93X28X1.2 PLATE	93	28		1.2	177.6	1.43708	GALV	*

* SUBJECT TO MINIMUM ORDER REQUIREMENTS IF NOT IN STOCK

PROFILE CODE	PROFILE DESCRIPTION	D (MM)	B (MM)	L (MM)	GAUGE (MM)	SECTION AREA (MM ²)	KG PER M	MATERIAL DESCRIPTION	SPECIAL NOTE
NOGG4712	GALV 47X27X1.2 NOGGING	47	27		1.2	116.4	0.94187	GALV	*
NOGG7210T	TRUCORE 72X34X1.0 NOGGING	72	34		0.95	126.35	1.0171175	ZINC ALUM	
NOGG7210Z	ZINCALUME 72X34X1.0 NOGGING	72	34		0.95	126.35	1.0171175	ZINC ALUM	
NOGG7212G	GALV 72X34X1.2 NOGGING	72	34		1.2	159.6	1.29143	GALV	
NOGG7212Z	ZINCALUME 72X34X1.2 NOGGING	72	34		1.2	159.6	1.27813	ZINC ALUM	*
NOGG7215	G450 72X34X1.5 NOGGING	72	34		1.5	198	1.60314	GALV	*
NOGG7215-C	G450 72X41X1.5 CYCLONIC NOGGING	72	41		1.5	222	1.79746	GALV	
NOGG8712	GALV 87X32X1.2 NOGGING	87	32		1.2	177.6	1.43708	GALV	*
NOGG9715	G450 97X29X1.5 NOGGING	97	29		1.5	222	1.79746	GALV	*

* SUBJECT TO MINIMUM ORDER REQUIREMENTS IF NOT IN STOCK

PROFILE CODE	PROFILE DESCRIPTION	D (MM)	B (MM)	L (MM)	GAUGE (MM)	SECTION AREA (MM ²)	KG PER M	MATERIAL DESCRIPTION	SPECIAL NOTE
STIFFENED	STIFFENED TOP PLATE 75X79X1.5	75	79		1.5	322.5	2.611175	GALV	

* SUBJECT TO MINIMUM ORDER REQUIREMENTS IF NOT IN STOCK

PROFILE CODE	PROFILE DESCRIPTION	D (MM)	B (MM)	L (MM)	GAUGE (MM)	SECTION AREA (MM ²)	KG PER M	MATERIAL DESCRIPTION	SPECIAL NOTE
ROOF	G550 50X25X0.75 ROOF BATTEN	50	25		0.75	133.5	1.081795	ZINC ALUM	

* SUBJECT TO MINIMUM ORDER REQUIREMENTS IF NOT IN STOCK

PROFILE CODE	PROFILE DESCRIPTION	D (MM)	B (MM)	L (MM)	GAUGE (MM)	SECTION AREA (MM ²)	KG PER M	MATERIAL DESCRIPTION	SPECIAL NOTE
CEILING	27X25X0.42 CEILING BATTENS	27	25		0.42	46.2	0.38357	ZINC ALUM	

* SUBJECT TO MINIMUM ORDER REQUIREMENTS IF NOT IN STOCK

PROFILE CODE	PROFILE DESCRIPTION	D (MM)	B (MM)	T (MM)	L (MM)	GAUGE (MM)	SECTION AREA (MM ²)	KG PER M	MATERIAL DESCRIPTION	SPECIAL NOTE
Z 52MM	GALV 'Z' SECTION 52MM 1.6MM	55	50	39	20	1.6	252.8	2.03	GALV	
Z 75MM	GALV 'Z' SECTION 75MM 1.6MM	78	50	39	20	1.6	292.8	2.35155	GALV	
Z 100MM	GALV 'Z' SECTION 100MM 1.6MM	104	50	39	20	1.6	332.8	2.67	GALV	*
Z 75LL	GALV 'Z' SECTION 75MM 1.6MM	79	75	52	20	1.6	348.8	2.801	GALV	*
Z 100LL	GALV 'Z' SECTION 100MM 1.6MM	104	75	52	20	1.6	388.8	3.123	GALV	*

* SUBJECT TO MINIMUM ORDER REQUIREMENTS IF NOT IN STOCK

LIPPED CHANNEL

PROFILE CODE	PROFILE DESCRIPTION	D (MM)	B (MM)	L (MM)	GAUGE (MM)	SECTION AREA (MM ²)	KG PER M	MATERIAL DESCRIPTION	SPECIAL NOTE
TL05116B	BLACK 51X35X9X1.6 LIPPED CHANNEL	51	35	9	1.6	204.8	1.60768	BLACK	
TL05116G	GALV 51X35X9X1.6 LIPPED CHANNEL	51	35	9	1.6	204.8	1.6448	GALV	
TL06420B	BLACK 64X38X10X2.0 LIPPED CHANNEL	64	38	10	2	290	2.2765	BLACK	
TL06420G	GALV 64X38X10X2.0 LIPPED CHANNEL	64	38	10	2	290	2.31855	GALV	
TL06425B	BLACK 64X38X10X2.5 LIPPED CHANNEL	64	38	10	2.5	360	2.826	BLACK	
TL06425G	GALV 64X38X10X2.5 LIPPED CHANNEL	64	38	10	2.5	360	2.86776	GALV	
TL07512G	G500 75X44X11X1.2 LIPPED CHANNEL	75	44	11	1.2	208.8	1.70346	GALV	*
TL07512T	ZINC ALUM 75X44X11X1.2 LIPPED CHANNEL	75	44	11	1.2	208.8	1.67214	ZINC ALUM	
TL07512Z	ZINCALUME 75X44X11X1.2 LIPPED CHANNEL	75	44	11	1.2	208.8	1.67214	ZINC ALUM	
TL07615G	G450 76X44X11X1.5 LIPPED CHANNEL	76	44	11	1.5	258	2.08894	GALV	*
TL07620B	BLACK 76X44X11X2.0 LIPPED CHANNEL	76	44	11	2	340	2.669	BLACK	
TL07620G	GALV 76X44X11X2.0 LIPPED CHANNEL	76	44	11	2	340	2.7183	GALV	
TL07625B	BLACK 76X44X11X2.5 LIPPED CHANNEL	76	44	11	2.5	420	3.297	BLACK	
TL07625G	GALV 76X44X11X2.5 LIPPED CHANNEL	76	44	11	2.5	420	3.34572	GALV	
TL08920B	BLACK 89X51X12X2.0 LIPPED CHANNEL	89	51	12	2	400	3.14	BLACK	
TL08920G	GALV 89X51X12X2.0 LIPPED CHANNEL	89	51	12	2	400	3.198	GALV	
TL08930B	BLACK 89X51X15X3.0 LIPPED CHANNEL	89	51	15	3	594	4.6629	BLACK	
TL08930G	GALV 89X51X15X3.0 LIPPED CHANNEL	89	51	15	3	594	4.72032	GALV	
TL10225B	BLACK 102X51X14X2.5 LIPPED CHANNEL	102	51	14	2.5	537.5	4.219375	BLACK	
TL10225G	GALV 102X51X14X2.5 LIPPED CHANNEL	102	51	14	2.5	537.5	4.281725	GALV	
TL10230B	BLACK 102X51X16X3.0 LIPPED CHANNEL	102	51	16	3	636	4.9926	BLACK	
TL10230G	GALV 102X51X16X3.0 LIPPED CHANNEL	102	51	16	3	636	5.05408	GALV	
TL12725B	BLACK 127X51X14X2.5 LIPPED CHANNEL	127	51	14	2.5	595	4.67075	BLACK	
TL12725G	GALV 127X51X14X2.5 LIPPED CHANNEL	127	51	14	2.5	595	4.73977	GALV	
TL12730B	BLACK 127X51X16X3.0 LIPPED CHANNEL	127	51	16	3	705	5.53425	BLACK	
TL12730G	GALV 127X51X16X3.0 LIPPED CHANNEL	127	51	16	3	705	5.6024	GALV	
TL15230B	BLACK 152X64X16X3.0 LIPPED CHANNEL	152	64	16	3	867	6.80595	BLACK	
TL15230G	GALV 152X64X16X3.0 LIPPED CHANNEL	152	64	16	3	867	6.88976	GALV	
TL17830B	BLACK 178X70X17X3.0 LIPPED CHANNEL	178	70	17	3	984	7.7244	BLACK	
TL17830G	GALV 178X70X17X3.0 LIPPED CHANNEL	178	70	17	3	984	7.81952	GALV	
TL20325B	BLACK 203X70X15X2.5 LIPPED CHANNEL	203	70	15	2.5	882.5	6.927625	BLACK	*
TL20325G	GALV 203X70X15X2.5 LIPPED CHANNEL	203	70	15	2.5	882.5	7.029995	GALV	*
TL20330B	BLACK 203X76X18X3.0 LIPPED CHANNEL	203	76	18	3	1095	8.59575	BLACK	
TL20330G	GALV 203X76X18X3.0 LIPPED CHANNEL	203	76	18	3	1095	8.7016	GALV	
TL25430B	BLACK 254X89X23X3.0 LIPPED CHANNEL	254	89	23	3	1347	10.57395	BLACK	
TL25430G	GALV 254X89X23X3.0 LIPPED CHANNEL	254	89	23	3	1347	10.70416	GALV	
TL30030B	BLACK 300X89X25X3.0 LIPPED CHANNEL	300	89	25	3	1497	11.75145	BLACK	*

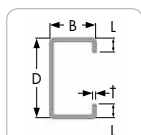
* SUBJECT TO MINIMUM ORDER REQUIREMENTS IF NOT IN STOCK

CONVEYOR SECTION

PROFILE CODE	PROFILE DESCRIPTION	D (MM)	B (MM)	T (MM)	L (MM)	GAUGE (MM)	SECTION AREA (MM ²)	KG PER M	MATERIAL DESCRIPTION	SPECIAL NOTE
TCS10030	CONVEYOR SECTION G450	100	50	45	24	3	585	4.6644	GALV	*
TCS15030	CONVEYOR SECTION G450	150	75	55	24	3	849	6.76936	GALV	*
TCS20030	CONVEYOR SECTION G450	200	75	55	24	3	996	7.94144	GALV	*
TCS25030	CONVEYOR SECTION G450	250	75	55	24	3	1196	6.76936	GALV	*
TCS30030	CONVEYOR SECTION G450	300	100	80	29	3	1429	7.94144	GALV	*

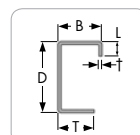
* SUBJECT TO MINIMUM ORDER REQUIREMENTS IF NOT IN STOCK

SPECIFICATION DIAGRAMS – LIPPED CHANNEL



1. Lipped Channel

SPECIFICATION DIAGRAMS – CONVEYOR SECTION



1. Conv. Section



NESTING CHANNEL

PROFILE CODE	PROFILE DESCRIPTION	D (MM)	B (MM)	L (MM)	GAUGE (MM)	SECTION AREA (MM ²)	KG PER M	MATERIAL DESCRIPTION	SPECIAL NOTE
TN10415	104X60X1.5 NESTING CHANNEL	104	60		1.5	322.5	2.611175	GALV	
TN104-40	104X40X1.5 NESTING CHANNEL	104	40		1.5	264	2.13752	GALV	
TN15415	154X70X1.5 NESTING CHANNEL	154	70		1.5	435	3.52205	GALV	
TN15419	154X70X1.9 NESTING CHANNEL	154	70		1.9	547.2	4.40208	GALV	
TN15719	157X68X1.9 NESTING CHANNEL	157	68		1.9	547.2	4.40208	GALV	
TN20419	204X70X1.9 NESTING CHANNEL	204	70		1.9	630.8	5.07462	GALV	
TN20719	207X69X1.9 NESTING CHANNEL	207	69		1.9	630.8	5.07462	GALV	
TN20924	209X70X2.4 NESTING CHANNEL	209	70		2.4	806.4	6.45456	GALV	*
TN25919	259X70X1.9 NESTING CHANNEL	259	70		1.9	733.4	5.90001	GALV	
TN26124	261X60X2.4 NESTING CHANNEL	261	60		2.4	883.2	7.06928	GALV	

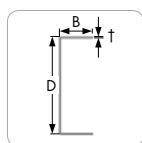
* SUBJECT TO MINIMUM ORDER REQUIREMENTS IF NOT IN STOCK

C PURLIN

PROFILE CODE	PROFILE DESCRIPTION	D (MM)	B (MM)	L (MM)	GAUGE (MM)	SECTION AREA (MM ²)	KG PER M	MATERIAL DESCRIPTION	SPECIAL NOTE
TP10010	100X51X1.5X1.0 C PURLIN	100	51	15	1	218	1.79196	GALV	*
TP10012	100X51X1.5X1.2 C PURLIN	100	51	15	1.2	260.4	2.12443	GALV	*
TP10015	100X51X1.5X1.5 C PURLIN	100	51	15	1.5	322.5	2.611175	GALV	
TP10019	100X51X1.5X1.9 C PURLIN	100	51	15	1.9	406.6	3.27099	GALV	
TP15010	150X50X20X1.0 C PURLIN	150	50	20	1	276	2.26872	GALV	*
TP15012	150X64X18X1.2 C PURLIN	150	64	18	1.2	357.6	2.91742	GALV	*
TP15015	150X64X18X1.5 C PURLIN	150	64	18	1.5	444	3.59492	GALV	
TP15019	150X64X18X1.9 C PURLIN	150	64	18	1.9	560.5	4.509075	GALV	
TP15024	150X64X18X2.4 C PURLIN	150	64	18	2.4	705.6	5.64774	GALV	
TP20010	200X50X20X1.0 C PURLIN	200	50	20	1	326	2.67972	GALV	*
TP20015	200X76X18X1.5 C PURLIN	200	76	18	1.5	553.5	4.481505	GALV	
TP20019	200X76X18X1.9 C PURLIN	200	76	18	1.9	695.4	5.59431	GALV	
TP20024	200X76X20X2.4 C PURLIN	200	76	20	2.4	876	7.01165	GALV	
TP25015	250X76X20X1.5 C PURLIN	250	76	20	1.5	630	5.1009	GALV	
TP25019	250X76X20X1.9 C PURLIN	250	76	20	1.9	796.1	6.404415	GALV	
TP25024	250X76X20X2.4 C PURLIN	250	76	20	2.4	1000.8	8.01057	GALV	
TP29024	290X89X20X2.4 C PURLIN	290	89	20	2.4	1166.4	9.33606	GALV	
TP30012	300X89X20X1.2 C PURLIN	300	89	20	1.2	606	4.94395	GALV	*
TP30024	300X89X20X2.4 C PURLIN	300	89	20	2.4	1190.4	9.52816	GALV	
TP30030	300X89X20X3.0 C PURLIN	300	89	20	3	1485	11.8404	GALV	

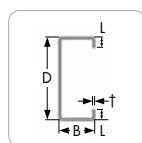
* SUBJECT TO MINIMUM ORDER REQUIREMENTS IF NOT IN STOCK

SPECIFICATION DIAGRAMS – NESTING CHANNEL



1. Nesting Channel

SPECIFICATION DIAGRAMS – C PURLIN



1. C Purlin

Customisations available include rolled to length, grade and gauge, coating thickness, custom roll form and modified profiles and punching.

For more information or to find your nearest retailer, visit our website or contact one of our helpful Sales Representatives.

www.textor.com.au

Textor Metal Industries Pty Ltd

14-20 Magnesium Drive, Crestmead Industrial Estate
Crestmead, Queensland, Australia, 4132

P 07 3803 6377 | F 07 3803 6352 | E info@textor.com.au